



# Made for you.

Customise your home

*Lifestyle*  
WOLLERT



# Welcome home

Since 2003, Lifestyle Communities has been building amazing communities that Australians over 50 are proud to call home.

Our customer-centric ethos guides and enriches every function within our business, delivering our services that create amazing experiences for our homeowners and the most wonderful lived experience in our communities.

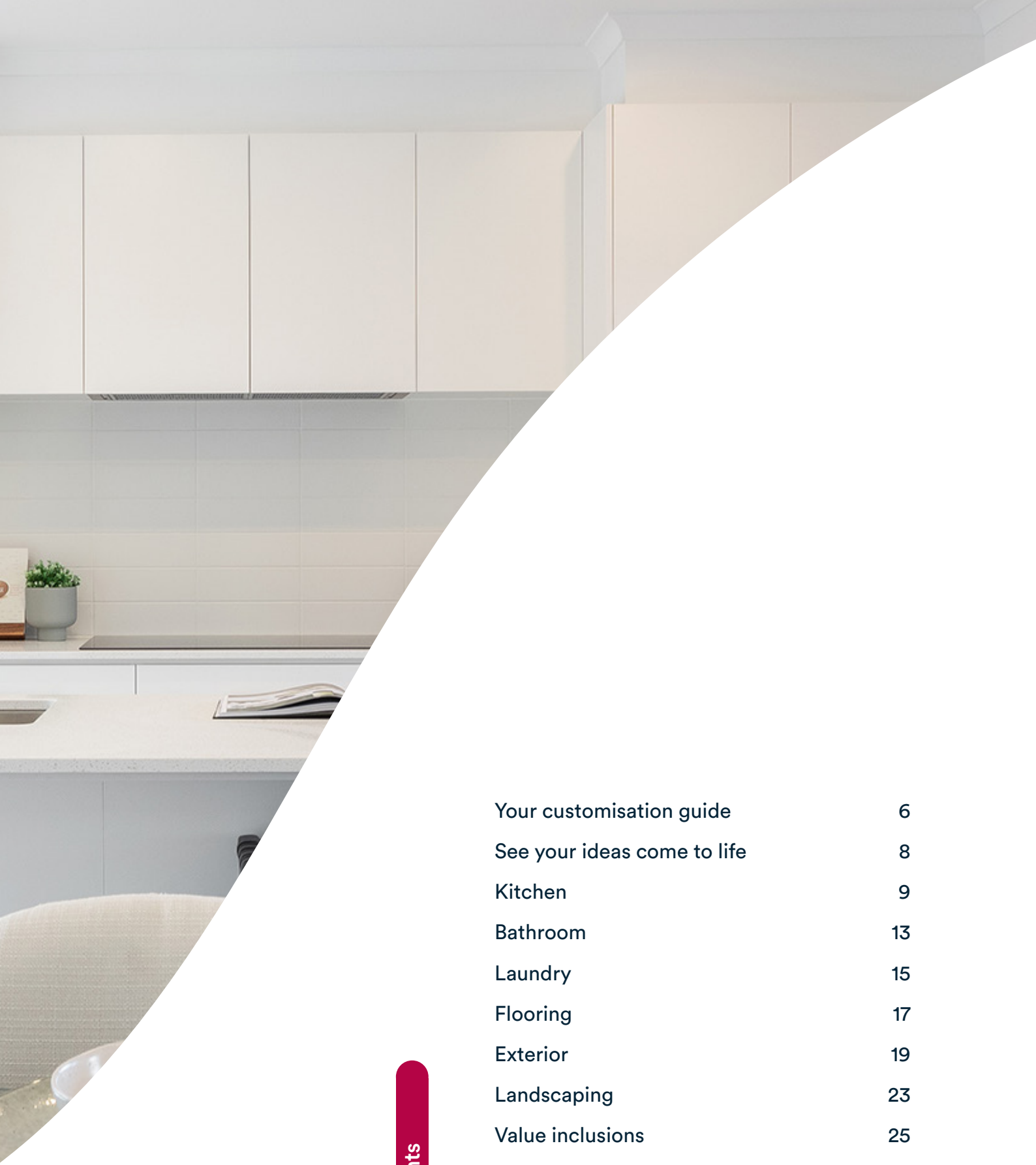
Our aim is deliver the home of your dreams and an experience to remember.











## Contents

Your customisation guide	6
See your ideas come to life	8
Kitchen	9
Bathroom	13
Laundry	15
Flooring	17
Exterior	19
Landscaping	23
Value inclusions	25
Upgrade options	31
Warranties	49
FAQs	51
Next steps	53







# Your customisation guide

Your Lifestyle Communities customisation guide provides a comprehensive reference covering every aspect of your new home, including all your quality inclusions, colour and product options.

Plus, our amazing online virtual finishes selector helps bring the beautiful personalisations you choose to life.

Take the time to read all the information and utilise the suggested tools. The more time invested into your preparation, the more rewarding and enjoyable your customisation experience will be.

Throughout this guide, for every decision you'll need to make, we have provided important information on your standard inclusions and upgrade options.

We look forward to sharing your customisation experience and watching your new home come to life.







## See your ideas come to life

Personalise your kitchen and bathroom in a few simple clicks! Simply choose the design features and customise away! Whether you want contrasting overhead cupboards or a timber-look vinyl floor, our virtual finishes selector is the perfect tool to help visualise your new home.

Once your look is complete, select the Download button and you can print off your chosen features and bring it with you to your customisation appointment.

[lucid.lifestylecommunities.com.au/lifestyle-wollert](https://lucid.lifestylecommunities.com.au/lifestyle-wollert)



## Everything including the kitchen sink

The heart of the home, your brand new kitchen comes with a host of standard inclusions to bring out your inner Master Chef.





## Standard Inclusions

**Harvey Norman**  
COMMERCIAL PROJECT DIVISION

LIVE WITH  
**ILVE**

PARISI

polytec



Fan-forced ILVE 600mm stainless steel electric wall oven



600mm or 900mm ILVE induction cooktop  
(size subject to home design)



Concealed 600mm or 900mm wide stainless steel ILVE ducted rangehood with variable fan speed  
(size subject to home design)



Freestanding ILVE dishwasher



Parisi chrome single lever mixer tap



1 & 1/3 bowls stainless steel undermount sink with drain rack and chopping board





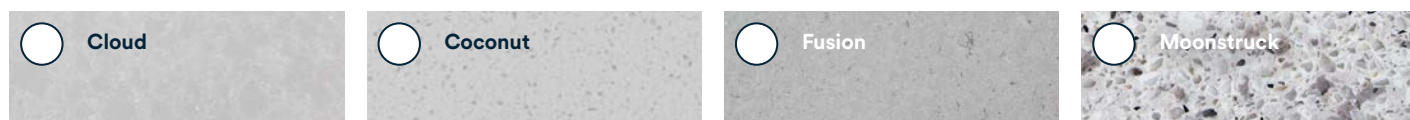


## Make it your own

### Stone Benchtops

Our range of beautiful colours come from quality stone which provides an elegant finish to your kitchen.

Stone benchtop colour that is selected in kitchen, becomes mandatory colour to bathroom, butler's pantry and ensuite. (Not applicable to laundry and the powder room as this is a laminate benchtop)



### Cabinetry Colours Base

To give your kitchen its own distinctive character, select from our laminate colours to deliver a quality appearance to make your kitchen the heart of the home.


Your colour selection for the kitchen base cabinetry will also apply to the kitchen oven tower, fridge overhead cupboards and pantry laminated doors. In addition, this will be the mandatory laminate colour for your bathroom, ensuite, powder room and laundry cabinetry.



### Cabinetry Colours Overheads

Select either a laminate matt colour OR a timber grain colour.

Overhead cupboards are above the cooktop area only.



### Splashback Tiles / Glass

Draw attention to your kitchen's focal points with the elegance of our ceramic wall tile inclusion range. Each tile is 75x300mm in size to suit a quality matt finish.

Select one colour to be your standard wall tile for your kitchen and butler's pantry splashback, or upgrade to glass splashback.



## Beautiful bathroom

Your private sanctuary to wash, brush, floss and flush,  
surrounded by quality fixtures and finishes.



\* Pendant light variation shown





The kitchen base cabinetry colour selected becomes mandatory.

The kitchen stone benchtop colour selected becomes the mandatory stone benchtop colour to your bathrooms. (Excludes powder rooms)

## Standard Inclusions

PARISI

polytec

Elegance Tiles



Parisi wall-mounted shower column with flexible hose and wall mixer with semi-frameless showerscreen




Caroma china white counter vanity basin with overflow and Parisi chrome basin mixer



Radiant heated towel ladder in chrome finish (5 x rails)



Parisi wall-faced rimless easy-height toilet suite



Fully tiled shower recess niche



20mm thick square edge stone benchtop, with laminate cabinetry and drawers, accompanied with square profile handles

## Luxury laundry

As one of the hardest working rooms of the house, the laundry deserves just as much attention as the rest of your home when it comes to interiors.







The kitchen base cabinetry colour selected is the mandatory cabinetry and benchtop colour in the laundry.

## Standard Inclusions

PARISI

polytec

Elegance Tiles



45-litre stainless steel trough with mixer (single undermount bowl applicable to Alwin, Ralph and River designs only)



Laminate broom and linen closet with enclosed shelving (subject to home design)




Tiled splashback (mandatory gloss white)



Laminate overhead and base cupboards with square edge laminate benchtop



Ceramic floor tiles with tiled skirting



Parisi chrome towel ring

## A warm welcome

Set the tone of your home with your choice of flooring options. Tiles, carpet or vinyl, you'll be pleasantly floored whichever you choose.





## Flooring





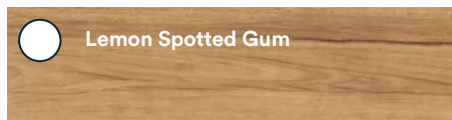
### Make it your own



Elegance Tiles

#### Floor Vinyl


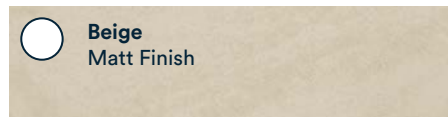

Our luxury vinyl flooring range is designed to complement your interior colour scheme. With your choice of traditional or contemporary wood-inspired blends, these options create a beautiful feel but are also durable and easy to clean.



#### Floor Tiles

Included in your home is our ceramic floor tile range. Providing both functionality and style to essential areas including bathroom, ensuite, laundry, WCs and powder rooms; whilst it can become a combination flooring to the remainder of your home.

The floor tile that you select for your home will be the matching shower wall tile colour in gloss finish.








#### Floor Carpet

The look and feel of your carpet will enhance the overall comfort of your home. In our inclusions range we offer two styles and fibres which both come with different benefits with standard 11mm underlay.

**Twist Pile:** A hard-wearing, quality carpet that doesn't flatten easily, unlike plush carpet. Its fibre is solution-dyed polyester that makes it soft to the touch and stain resistant.

**Loop Pile:** A durable, quality carpet that can stand heavy foot traffic with no indentations. The tight loop prevents dirt and grime seeping deeper into the pile. The solution-dyed nylon fibre is extremely durable, and fade and stain resistant.

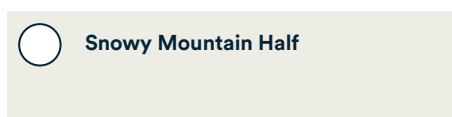


#### Wall Paint



Select your wall paint from a range of Dulux decorative paint colours.

Snowy Mountain Half is the mandatory ceiling, cornice and internal woodwork paint colour.





Exterior

# A lasting first impression

Thoughtfully integrated designs, the contemporary yet timeless facades at Lifestyle Wollert ensure ultimate street appeal.

*Please note: Facades and exterior colour schemes are pre-determined by Lot.*





## Exterior



**Colour scheme: Banksia**  
**Facade: Bronte**



**Colour scheme: Protea**  
**Facade: Elwood**



**Colour scheme: Elderberry**  
**Facade: Aireys**



**Colour scheme: Needlewood**  
**Facade: Bells**



**Colour scheme: Bottlebrush**  
**Facade: Sorrento Corner**

Exterior

# A clothesline out the back, verandah out the front

The external facade of your home comes with a host of durable features to stand the test of time.

Colorbond®

James Hardie

A&L  
WINDOWS & DOORS  
A PLUMER COMPANY



Colorbond roof, guttering,  
and downpipes



Automatic carport  
sectional panel lift door



Low-maintenance  
powder coated balustrade



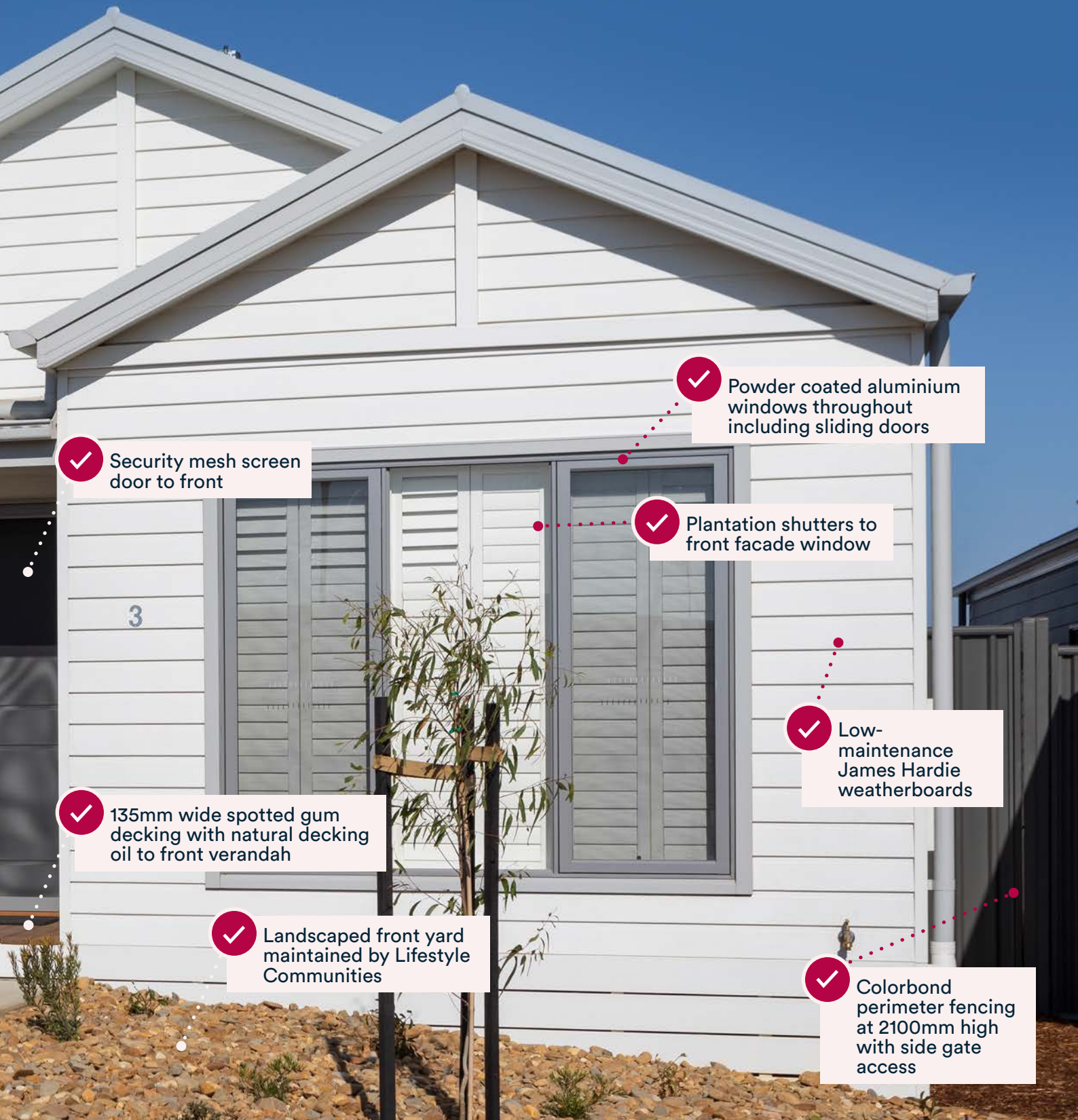




✓ Compact Colorbond garden shed secured to concrete slab



✓ Fold-down clothesline securely installed to Colorbond fence



✓ Security mesh screen door to front

✓ Powder coated aluminium windows throughout including sliding doors

✓ Plantation shutters to front facade window

✓ 135mm wide spotted gum decking with natural decking oil to front verandah

✓ Landscaped front yard maintained by Lifestyle Communities

✓ Low-maintenance James Hardie weatherboards

✓ Colorbond perimeter fencing at 2100mm high with side gate access







## A big (green) thumbs up

We understand everyone enjoys using their backyard differently - whether for entertaining, gardening or relaxing. Whatever your preference, we can help you personalise your outdoor sanctuary so it's all done for you before you move in.



### ☐ Essential Landscape Package **\$2,550**

Includes upgrading rear yard to synthetic turf, with garden beds (no plants) that have soil and mulch surrounded by brick edging.



\* Pavers not included

### ☐ Themed Garden Surrounds **Optional add-on**

Dig a little deeper and upgrade your Essential Landscape Package with your choice of a themed garden, including:

- ✓ Irrigation System to garden beds
- ✓ Your choice to select a Cottage, Formal or Native garden surround with 6 x potted plants

- ☐ Cottage Themed Garden **\$970 each**
- ☐ Native Themed Garden **\$970 each**
- ☐ Formal Themed Garden **\$970 each**



### ☐ Vertical Garden **Optional add-on**

For the hungry caterpillar try the Edible Vertical Garden Theme, or if you are wanting a contemporary style our Ornamental Vertical Garden option is a must! Includes:

- ✓ 18 potted plants with an automatic drip irrigation system

- ☐ Edible Vertical Garden **\$2,060 each**
- ☐ Ornamental Vertical Garden **\$2,060 each**

Optional add-on to the Essential Landscape Package, or upgrade on own.



# Value inclusions

We think you'll be smitten with the value inclusions that come standard in our homes.  
Who doesn't love a home with less to-dos and more ta-das?!



## Foundations

- ✓ Dwelling – Footings built to engineer's design – steel subfloor on board piers
- ✓ Carport – Concrete slab to engineer's design



## Walls

- ✓ Pre-fab timber frame
- ✓ Re-enforced cement "Primeline Newport" weatherboards with vapour permeable breather paper
- ✓ R1.5 glass wool insulation batts (to external walls)
- ✓ Internal 10mm plasterboard walls generally
- ✓ Internal 10mm wet area plasterboard to wet areas



## Roof

- ✓ Pre-fab 25° timber trusses to main roof & carport
- ✓ Colorbond roof, fascia, quad guttering & downpipes
- ✓ Colorbond whirlybird to roof cavity
- ✓ Rain head to fire-rated carport wall homes



## Windows

- ✓ Powder coated aluminium sliding windows throughout dwelling, excluding front facade
- ✓ Powder coated aluminium awning windows to front facade (size specific to facade type)
- ✓ Draught seals provided to all windows
- ✓ Fly screens to all opening window sashes
- ✓ Keyed alike locks to all openable windows



## External Doors

- ✓ Flush panel solid timber entry door with weatherseal
- ✓ Steel mesh security door to front door
- ✓ Polished chrome lever lockset with deadbolt to front door
- ✓ External clear glass timber door and frame to laundry located inside carports (subject to home design)
- ✓ External clear glass aluminium door and frame to laundry located to rear yard (subject to home design)
- ✓ Draught seals to all external doors
- ✓ Flyscreen doors to all aluminium sliding doors





### Internal Doors & Trim

- ✓ Flush panel internal doors with polished chrome lever handles or flush pulls to cavities
- ✓ 67×18mm single bevelled edge architraves & skirting
- ✓ Tiled skirting to wet areas only



### Ceiling

- ✓ Plasterboard with 55mm scotia cornice
- ✓ R3.5 glass wool insulation batts (excludes carport and alfresco)



### Floor Coverings (subject to home design)

- ✓ Carpet with cushion underlay
- ✓ Ceramic floor tiles
- ✓ Timber-look vinyl flooring



### Heating and Air Conditioning

- ✓ 7kW reverse cycle split system



### Light Fittings

- ✓ LED downlights throughout
- ✓ Dimmable LEDs to main living areas
- ✓ Single fluorescent light to carport
- ✓ Sensor floodlight to rear
- ✓ Heat lamp/exhaust light combination to bathroom (and ensuite)
- ✓ Light to all external entrance ways



### Electrical

- ✓ White power points as per plan
- ✓ TV and data points as per plan (main living & main bedroom)
- ✓ White power point with USB point as per plan to kitchen island benchtop and main bedroom
- ✓ Hard wired smoke detectors
- ✓ NBN ready
- ✓ FTA TV Antenna
- ✓ RCD protection - to all home electrical



### Exterior Decking and Steps

- ✓ Powder coated balustrade to all decks and verandahs
- ✓ Handrail to external steps, one side
- ✓ Spotted gum decking to all decks and verandahs, with Cabot's Natural Decking Oil
- ✓ Treated pine steps to all exits with Cabot's Natural Decking Oil in Merbau tint



### Painting

- ✓ **Ceilings** Two coat paint system – Hadrian ceiling flat
- ✓ **Walls** Three coat paint system – Berger premium interior matt - acrylic
- ✓ **Timberwork** two coat paint system – Berger premium enamel gloss
- ✓ **External** Two coat paint system
- ✓ Berger solarscreen exterior low sheen acrylic to external timberwork and weatherboards



### Robes

- ✓ Mirror sliding robe doors with white melamine top shelf and chrome hanging rail
- ✓ One set of 4 melamine shelves to each wardrobe
- ✓ Combination of single and double hanging rails with 4 drawers provided to WIR (where applicable)



### Kitchen (home specific)

- ✓ **Joinery** Square edge laminate cabinetry including overhead cupboards
- ✓ **Drawers** Large soft closing pot drawers
- ✓ **Handles** Square edge profile handles
- ✓ **Benchtop** 20mm thick stone benchtops with square edge
- ✓ **Splashback** Ceramic wall tiling up to underside of overhead cupboards
- ✓ **Pantry** Laminate cupboards with shelving system (subject to home design)
- ✓ **Butler Pantry** Laminate cabinetry with open overhead shelving with 20mm thick stone benchtop (subject to home design)





## Bathroom & Ensuite (home specific)

- ✓ **Toilet Suite** Parisi vitreous china back to wall 'Easy Height' toilet suite with soft-closing seat
- ✓ **Vanity Basin** Caroma china white counter vanity basin with overflow
- ✓ **Tapware** Parisi chrome single basin mixer
- ✓ **Shower Fixtures** Parisi chrome shower wall mixer with Parisi wall-mounted shower column with rail shower and flexible hose (Kennedy 2/ Corner Designs bathroom shower rail is Parisi Envy shower rail only)
- ✓ **Splashback** Ceramic wall tiling up to underside of vanity mirror
- ✓ **Towel Rail** Chrome ladder-style towel rail, 5 run (heated)
- ✓ **Toilet Roll Holder** Parisi chrome toilet roll holder
- ✓ **Joinery** Square edge laminate cupboards & drawers with square edge profile handles
- ✓ **Benchtop** 20mm thick stone benchtop with square edge
- ✓ **Showerscreen/Showerbase** Semi frameless shower screen at 2100mm high with tiled showerbase including tiled wall niche
- ✓ **Mirror** Flat polished edge or timber edge mirror(s) (subject to home design)
- ✓ **Semi Freestanding Bath** to bathroom (subject to home design)



## Laundry

- ✓ **Tapware** Parisi single lever chrome mixer
- ✓ **Splashbacks** Ceramic wall tiling behind trough, up to underside of overheads
- ✓ **Joinery** Square edge laminate base cupboards including overhead cupboards, laminate broom/ linen cupboard with 2 white melamine shelves or built-in cupboard (refer to home design for specification)
- ✓ **Benchtop** Square edge laminate benchtop (Alwin, River and Ralph designs have stone benchtop)
- ✓ **Handles** Square edge profile handles
- ✓ **Trough** 45-litre insert trough with bypass (Alwin, River and Ralph designs have single bowl undermount sink as standard laundry trough)
- ✓ **Washing Machine Taps** included, located inside laundry base cupboard



## Appliances

- ✓ **Cooktop** ILVE ILD60B 600mm or ILVE ILD9E 900mm induction cooktop (size subject to home design)
- ✓ **Rangehood** ILVE IVUM60 600mm or ILVE IVUM90 900mm concealed rangehood (size subject to home design)
- ✓ **Oven** ILVE ILO60MMX electric oven
- ✓ **Dishwasher** ILVE IVFSD61/1 600mm freestanding dishwasher





### Hot Water Service

- ✓ Chromagen 170-litre electric heat pump storage system on concrete base (location subject to home design)



### Powder Room (home specific)

- ✓ **Benchtop** Laminate square edge benchtop
- ✓ **Joinery** Square edge laminate cupboard soft close hinges
- ✓ **Handles** Square edge profile handles
- ✓ **Vanity Basin** Caroma semi-recessed basin
- ✓ **Toilet Suite** Parisi vitreous china back to wall “Easy Height” toilet
- ✓ **Toilet Roll Holder** Parisi chrome toilet roll holder
- ✓ **Towel Ring** Parisi chrome towel ring



### Window Coverings

- ✓ Plantation shutters to front facade windows (includes Loddon 2 Cnr bedroom 2 side highlight windows, Eleanor/Eleanor Cnr living room side windows to wrap around deck, Chandler Cnr bedroom 2 side highlight window, and Forbes Corner 2 living room side windows)
- ✓ Block out roller blinds to bedrooms, kitchen, dining and main living areas including rear sliding doors
- ✓ 25mm venetian blinds – to bathroom, ensuite, laundry and WCs



### Other Inclusions

- ✓ Linen cupboard with 3 or 4 melamine shelves (location subject to home design)



### External / Landscaping

- ✓ Fold-down clothes line
- ✓ 3 external water taps (2 being recycled water)
- ✓ Exterior waterproof double power point(s) (refer to home specific plans)
- ✓ Automatic carport sectional panel lift door with 2 handset remotes (slimline door profile)
- ✓ Letterbox located at clubhouse
- ✓ 125-litre rubbish bin/250-litre recycling bin
- ✓ Colorbond fencing at 2100mm high
- ✓ Colorbond gate at 2100mm high x 900mm wide
- ✓ Plain concrete driveway and path to front door
- ✓ Landscaping as per plan with irrigation system provided to front garden bed
- ✓ Pre-fab Colorbond garden shed with concrete floor









# Your Lifestyle Upgrade Options

Your home ought to be about you. All of the customisation options in this brochure are available to give you the freedom you deserve. Simply tick the areas you're interested in to discuss with your Lifestyle Project & Customer Delivery Coordinator at your customisation appointment.



## Upgrades



### Everything including the kitchen sink

We don't make cookie-cutter homes; and our range of upgrades allows you to personalise your kitchen with sugar and spice, and all things nice.



- ☐ Undermount single-bowl sink to butler's pantry, including sink mixer **\$610**



- ☐ Undermount double-bowl kitchen sink with accessories **\$520**



- ☐ Zip HydroTap with boiling & chilled filtered water, plus hot & cold washing-up water **\$5,920**
- ☐ Zip HydroTap with boiling, chilled & sparkling filtered water, plus hot & cold washing-up water **\$6,580**



- ☐ Twin pull-out bin (2 x 18L bins) **\$145**



- ☐ Capped cold water point to fridge cavity **\$290**



- ☐ Glass splashback to kitchen and butler's pantry (price subject to home design) **\$500 - \$2,500**





## Upgrades



### All the mod cons

Make the ordinary jobs easier with a range of modern conveniences delivered and installed for when you're ready to move in.



☐ LG 594L Refrigerator

**\$1,795**



☐ ILVE Microwave with trim kit  
(installed by builder during  
construction stage)

**\$760**



☐ LG Washing machine

**\$670**



☐ LG Clothes dryer

**\$910**

Delivery & installation  
fee of one appliance  
purchased is \$198.

Delivery & installation fee  
of two or more appliances  
purchased is \$260.



- ☐ ILVE semi-integrated  
dishwasher upgrade **\$240**



- ☐ LG 43 inch TV **\$1,040**
- ☐ LG 55 inch TV **\$1,570**

*Fixed or swivel-style wall brackets can also be  
purchased with TVs at an additional fee.*



- ☐ Smart Home Package #1 **\$2,723**  
5 Smart Devices + Google Nest Hub  
Max - Chalk



- ☐ Smart Home Package #2 **\$3,823**  
10 Smart Devices + Google Nest  
Hub Max - Chalk





## More power to you

Watts the point of a home that doesn't spark joy? These electrical upgrades are sure to light up your life.



- ☐ Additional double power point **\$40**
- ☐ To island bench **\$65**



- ☐ Additional double power point with USB outlet **\$120**
- ☐ To island bench **\$210**



- ☐ Additional combination TV/data point **\$193**
- ☐ External TV/data point combination **\$250**



- ☐ Additional data point (phone) **\$170**



- ☐ External double power point **\$80**



- ☐ Four blade ceiling fan (no light) **\$270**
- ☐ Four blade ceiling fan (with light) **\$275**



- ☐ Provision for future dining feature light **\$90**
- ☐ Feature pendant light to bathroom/ensuite (black or white) **\$250**



- ☐ Upgrade to dimmer switch **\$78**




- ☐ Additional LED downlight (separate switch) **\$70**
- ☐ Additional LED downlight (existing switch) **\$65**





## Upgrades



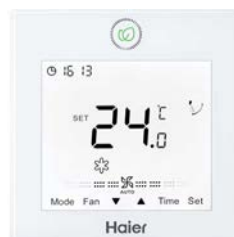
### For extra comfort

From year-round climate control to saving costs on your electricity bills, treat yourself to additional creature comforts.



☐ 2.3kW solar panel system

**\$2,520**



☐ Electric ducted heating and cooling (6 vents standard) in lieu of split system

**\$5,495**



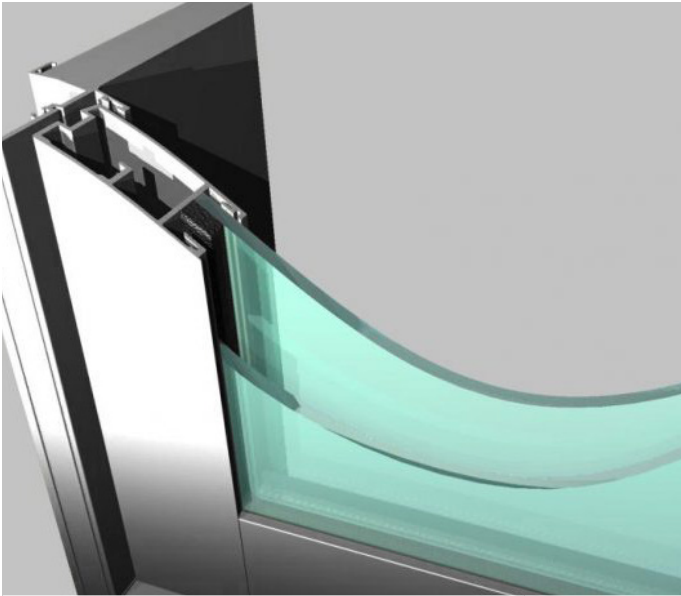
☐ Underfloor insulation (price subject to home design)

**\$2,900 - \$4,200**



☐ Additional 2.6kW split system unit for bedroom/s or study areas

**\$1,920**



☐ Double-glazed windows and doors    \$POA



☐ Colour: Winx



☐ Colour: Santly



☐ Colour: Todman

*Upgrade to engineered timber flooring in lieu of standard flooring. Price provided upon request.  
Please note: quadding is standard application to skirting for engineered timber flooring installation.*



## Upgrades



### Love is blinds!

Your home comes with standard roller blinds throughout and venetian blinds to front facades and wet areas. But you can choose to make things a little fancier!



- ☐ Plantation shutters to front facade **Included**
- ☐ Upgrade to plantation shutters to remainder of the home (price subject to home design) **From \$4,000**



- ☐ Sheer blinds internally throughout on top of roller blinds (price subject to home design) **\$600 - \$1,700**



- ☐ Front facade external sunshade blinds **From \$1,420 (price on request)**

*Colour match to deck balustrade colour, operated with magnetic rod. Automatic motor option available.*



- ☐ Deck blinds **From \$4,000 (price on request)**

*Colour match to deck balustrade colour, operated with magnetic rod. Automatic motor option available.*







## Upgrades



### A verandah is worth entertaining

Live a great life inside and out. The perfect place to unwind or entertain for an ultimate outdoor retreat.



○ Side deck

**\$13,500 - \$29,500**  
(price on request)



○ L-Shape deck (*applicable to Flinders 2 & Forbes Cnr designs only*)

**\$38,000 - \$45,000**  
(price on request)



○ Alfresco extension  
(*applicable to Parker, Patterson, Chandler Cnr & Loddon Cnr 2 designs only*)

**\$13,500 - \$13,900**  
(price on request)



○ Verandah extension

**\$14,000 - \$20,000**  
(price on request)

○ Carport extension with or without firewall extensions

**From \$15,600**







## Upgrades



### The car lover's carport

The best of function and design, personalise your car's abode for an additional practical space outside your home.



- 3.5m/4.5m wide enclosed carport with rear wall & 1.5m wide automatic roller door **\$3,740 / \$4,195**



- 3.5m/4.5m wide carport with rear wall with clear glass French double hinge doors **\$4,230 / \$4,690**



- Upgrade to slimline clothesline with 5-lines **No charge**  
Size: 2.2m long x 0.73m wide



- Upgrade to slimline garden shed with skillion roof and double doors **\$195**  
Size: 2.26m x 0.77m wide (3m x 1.5m wide option available subject to lot)



- Upgrade to security mesh sliding door to rear yard in lieu of standard flywire **\$545**



- Upgrade to security mesh sliding door with diamond grille in lieu of standard flywire **\$325**








## Paw-fect additions for your pooch

We want your dog to feel every bit at home as you do. That's why we're offering you the op-paw-tunity to select items that are tail-ored to the needs of your pampered pooch. It's the leashed we could do!



### There's someone at the labra-door!

When it's raining cats and dogs, or when it's time for bed, your fur-child can enter and leave your home at the wag of a tail.


- ☐ Small: 30cm(h) x 16cm(w) **\$560**
- ☐ Medium: 41cm(h) x 22cm(w) **\$572**
- ☐ Large: 58cm(h) x 30cm(w) **\$616**



### Bone, sweet bone

After working like a dog all day, your pup can paws and reflect in their very own kennel – designed to match your home!

- ☐ Lifestyle dog kennel **\$300**



### Who let the dogs out?

Not you! Thanks to this handy gate that keeps your much-loved fur-baby safe and sound.

- ☐ Verandah dog gate **\$665**



### Doggy paddle

Whether your pup's in need of some fresh water outside, or a bubbly bath, we've got you covered.

- ☐ Extra outdoor doggy drinking tap **\$150**







# Peace of mind

Constructed by the experienced and reputable builder Todd Devine Homes, all new homes come with a 10-year structural warranty and a two-year non-structural warranty.

Warranties commence from the homeowner's date of settlement.

Fixtures and appliances within the home also come with a host of warranties to ensure that your new home is as perfect as it is now in years to come.

Item	Warranty Period
Electric Appliances	5 years on all ILVE products.
Heating and Cooling	Refer to manufacturer's warranty found in your handover kit.
Cabinetry	7 years.
Vinyl Flooring	35 years which protects against product wear-out and manufacturing defects. Installation comes with a 2 year warranty.
Ceramic Tiles	<p>The builder is responsible for tiling that fails due to defective building work in framing. Tiles are defective if they are cracked, pitted, chipped, scratched or loose at handover, or for a further 24 months if due to builders poor workmanship.</p> <p>Please note: A few cracked tiles are not considered a defect unless it is due to poor workmanship by the builder.</p>
Carpet	3 years on soiling, fading and overall performance if maintained correctly. Installation comes with a 2 year warranty.
Mirrors	7 years on product. 3 years on moving parts.
Electrical Wiring	7 years.
Garage Door	Refer to manufacturer's warranty.



Roof, Gutters, Valleys and Downpipes	20 years on all materials only.
Concrete Foundations and Screw Piles	10 year structural warranty.
Painting	All interior finishes - 36 months. Exterior weatherboards - 36 months.
Plastering	As per industry standards, cracks up to 1mm are not considered to be a defect, therefore they will not be covered by our 12 month Free Warranty Service.
Plumbing Fixtures	12 months on parts on the shower mixer & basin mixer. 6 years on general plumbing & 12 months on parts and all other plumbing fixtures.
Plumbing	6 years on all workmanship.
Shower Screens	7 years on product. 3 years on moving parts.
Exhaust Fan	3 years.
Window Furnishings	2 year warranty on blinds (roller blinds, venetians, plantations).
Windows and Sliding Doors	3 months on moving parts. Additional 7 years on materials and workmanship direct to manufacturer.



# Frequently asked questions

## **How long will my customisation appointment take?**

To ensure we have enough time to go through every detail of your new home, we suggest allowing at least 2 hours for your customisation appointment.

## **Should I bring food and drinks?**

We will have tea, coffee and refreshments to welcome you and sustain you throughout your appointment. But you're more than welcome to bring other snacks if you wish.

## **Where should I park?**

Your customisation appointment will take place at the Lifestyle Wollert Lounge and parking is conveniently available on-site.

## **What should I bring with me?**

To prepare for your customisation appointment, please bring along this book with your selected finishes, as well as any mark-ups that you have made on your floorplan. Also, if you used our virtual finishes tool, we recommend you print a copy of your chosen kitchen and bathroom selections.







## Next steps

Bring this guide along to your customisation appointment, where we will take you through your chosen selections, finalise prices and mark-up the plans for your perfect home.

*While we make every effort at the time of publication to ensure product specification and prices are current and correct, product models and prices can change subject to supplier notifications. However, we will let you know if your home will be affected.*

*Images used for illustrative purposes only.*







## Lifestyle Wollert

📍 470 Craigieburn Road, Wollert

☎ 1300 50 55 60

🌐 [lifestylewollert.com.au](http://lifestylewollert.com.au)

*Lifestyle*  
WOLLERT